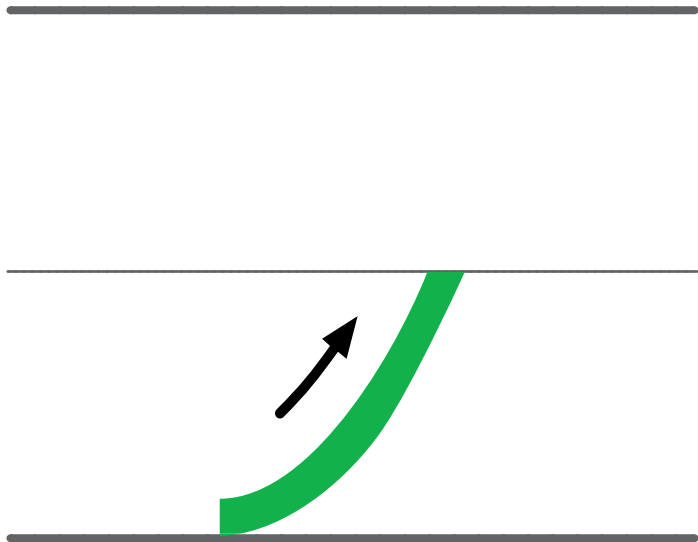


Cursive Tactile Card - Swing




SWING

swing

Start at the baseline. **Swing** up to the
midline.

Cursive Tactile Card - Down




DOWN

down

Start at the midline. Down to the baseline.

Cursive Tactile Card - Roll

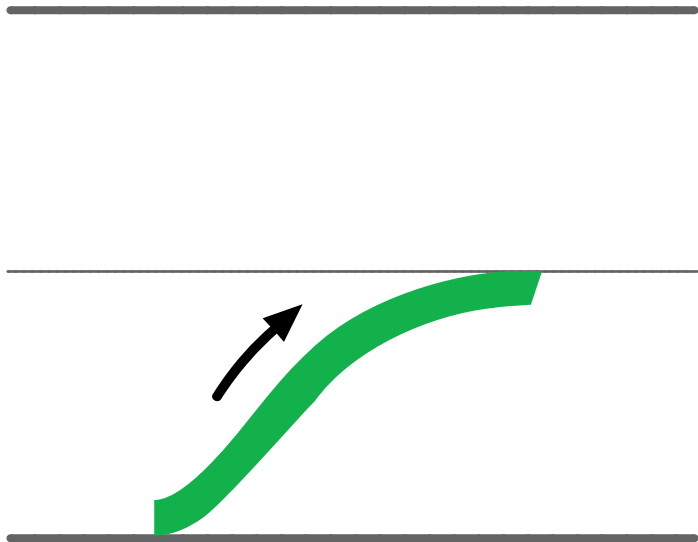


ROLL

roll

Start at the midline. Roll around to the baseline.

Cursive Tactile Card - Curve



CURVE

curve

*Start at the baseline. Curve up to the
midline.*

Cursive Tactile Card



A large, green cursive lowercase letter 'a' is centered on a set of three horizontal lines. The top line is thin, the middle line is thin, and the bottom line is thick. The letter 'a' starts at the bottom line, curves up to touch the middle line, loops back down to touch the bottom line, and then curves up to touch the top line before looping back down to touch the bottom line.

a

CURVE

/ă-ā-ä/

mät table father

① **Curve** up to the midline, ② **roll** back around to the baseline, ③ **swing** up to the midline, ④ **down** to the baseline.